



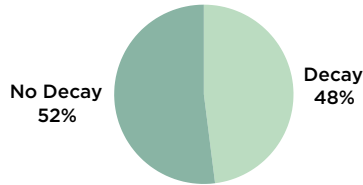


Mobile Program Truck Visit Summary

 Location: Brookings
 Date: June 2-13, 2025

 Kids Served: 71
 Value of Dental Care: \$73,999

Percentage Of Kids With Tooth Decay



196 teeth with decay.

The Kids' Oral Health*

- 1 missed school because of dental pain in the last year.
- 8 indicated tooth ache.
- 1 visited an ER/Hospital because of dental pain in the last year.
- 17 had never seen a dentist before.
- 52% drink sweetened beverages daily.
- 1% use tobacco.
- 90% brush daily.

Care Provided

Each child was provided a toothbrush, toothpaste, floss and a lesson on how to use them and better care for their teeth at home.

Diagnostic Procedures:

172 | \$9,216

Exams, X-Rays

Preventive Procedures:

429 | \$24,854

Cleaning, Sealants, Fluoride Varnish

Restorative Procedures:

182 | \$39,929

Cavity Fillings, Crowns, Extractions

Sealants Placed

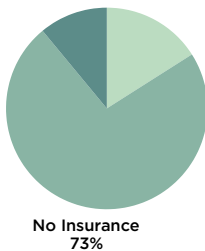


240

Dental sealants are thin coatings applied to molar (back) teeth to prevent cavities. Generally for kids age 6-13, sealants reduce the risk of tooth decay by up to 80% for several years.

Benefits/Coverage

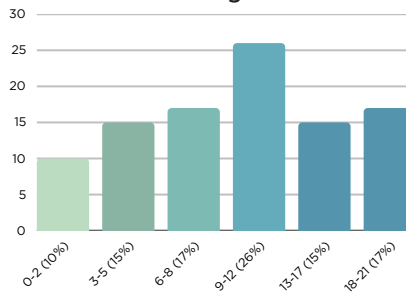
Private Ins. Medicaid/SCHIP
11% 16%



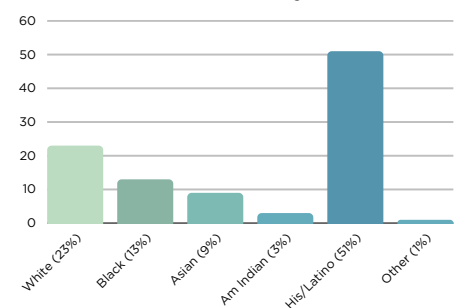
No Insurance
73%

Patient Demographics*

Age



Ethnicity



Household Income/Size*

43% with income less than \$10,000 with an average of 2.9 children
 9% with income between \$10,000-\$20,000 with an average of 1.5 children
 21% with income between \$20,000-\$30,000 with an average of 3.2 children
 27% with income more than \$30,000 with an average of 3.8 children

Gender



44% male



56% female

All data with * was reported by parent/guardian on the Patient Information form.