





Mobile Program Truck Visit Summary

 Location: Brookings
 Date: 2024

 Kids Served: 139
 Value of Dental Care: \$109,331

Percentage Of Kids With Tooth Decay



340 teeth with decay.

The Kids' Oral Health*

- 5** missed school because of dental pain in the last year.
- 55%** drink sweetened beverages daily.
- 15** indicated tooth ache.
- 3%** use tobacco.
- 3** visited an ER/Hospital because of dental pain in the last year.
- 89%** brush daily.
- 35** had never seen a dentist before.

Care Provided

Each child was provided a toothbrush, toothpaste, floss and a lesson on how to use them and better care for their teeth at home.

Diagnostic Procedures:

257 | **\$12,957**

Exams, X-Rays

Preventive Procedures:

816 | **\$44,638**

Cleaning, Sealants, Fluoride Varnish

Restorative Procedures:

262 | **\$51,736**

Cavity Fillings, Crowns, Extractions

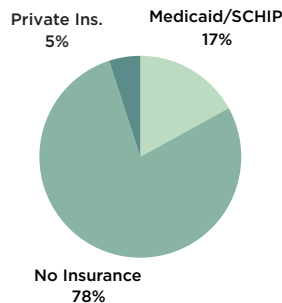
Sealants Placed



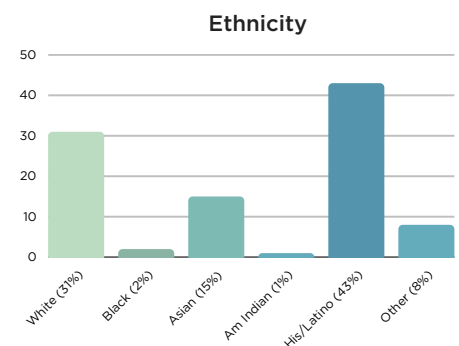
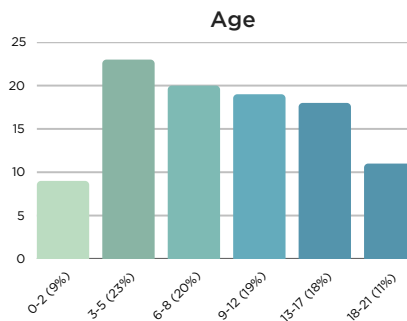
468

Dental sealants are thin coatings applied to molar (back) teeth to prevent cavities. Generally for kids age 6-13, sealants reduce the risk of tooth decay by up to 80% for several years.

Benefits/Coverage



Patient Demographics*



Household Income/Size*

24% with income less than \$10,000 with an average of 1.9 children
 15% with income between \$10,000-\$20,000 with an average of 2.6 children
 28% with income between \$20,000-\$30,000 with an average of 2.4 children
 33% with income more than \$30,000 with an average of 3.4 children

Gender



50% male



50% female

All data with * was reported by parent/guardian on the Patient Information form.