

Mobile Program Truck Visit Summary

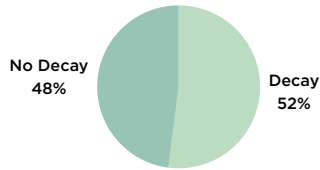
Location: Brookings

Kids Served: 159

Date: 2023

Value of Dental Care: \$136,014

Percentage Of Kids With Tooth Decay



489 teeth with decay.

The Kids' Oral Health*

- 6 missed school because of dental pain in the last year.
- 22 indicated tooth ache.
- 5 visited an ER/Hospital because of dental pain in the last year.
- 24 had never seen a dentist before.
- 62% drink sweetened beverages daily.
- 1% use tobacco.
- 80% brush daily.

Care Provided

Each child was provided a toothbrush, toothpaste, floss and a lesson on how to use them and better care for their teeth at home.

Diagnostic Procedures:

373 | \$17,798

Exams, X-Rays

Preventive Procedures:

869 | \$46,628

Cleaning, Sealants, Fluoride Varnish

Restorative Procedures:

352 | \$71,588

Cavity Fillings, Crowns, Extractions

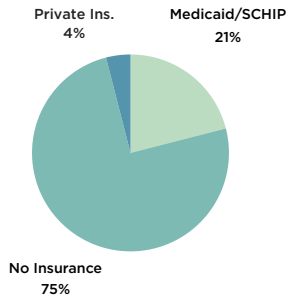
Sealants Placed



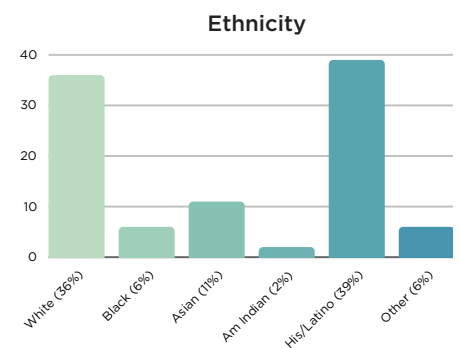
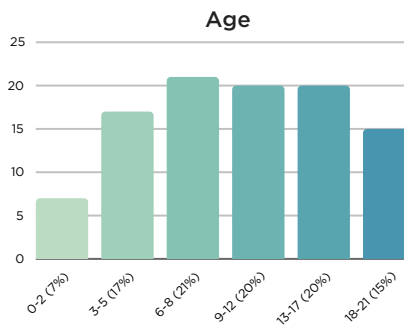
527

Dental sealants are thin coatings applied to molar (back) teeth to prevent cavities. Generally for kids age 6-13, sealants reduce the risk of tooth decay by up to 80% for several years.

Benefits/Coverage



Patient Demographics*



Household Income/Size*

- 29% with income less than \$10,000 with an average of 1.9 children
- 12% with income between \$10,000-\$20,000 with an average of 2.1 children
- 30% with income between \$20,000-\$30,000 with an average of 2.5 children
- 29% with income more than \$30,000 with an average of 3.4 children

Gender



43% male



57% female

All data with * was reported by parent/guardian on the Patient Information form.