



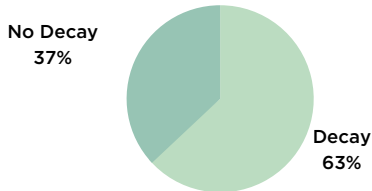


# Mobile Program Truck Visit Summary

 Location: Brookings  
 Date: August 14-18, 2023

 Kids Served: 54  
 Value of Dental Care: \$63,576

## Percentage Of Kids With Tooth Decay



213 teeth with decay.

## The Kids' Oral Health\*

- 1 missed school because of dental pain in the last year.
  - 8 indicated tooth ache.
  - 1 visited an ER/Hospital because of dental pain in the last year.
  - 6 had never seen a dentist before.
- 67% drink sweetened beverages daily.
  - 0% use tobacco.
  - 85% brush daily.

## Care Provided

Each child was provided a toothbrush, toothpaste, floss and a lesson on how to use them and better care for their teeth at home.

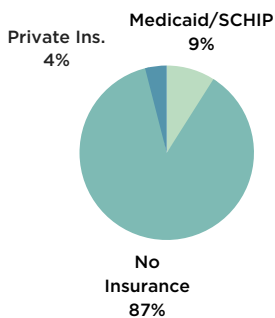
Diagnostic Procedures: <b>122   \$5,834</b> <small>Exams, X-Rays</small>	Preventive Procedures: <b>386   \$20,961</b> <small>Cleaning, Sealants, Fluoride Varnish</small>
Restorative Procedures: <b>173   \$36,781</b> <small>Cavity Fillings, Crowns, Extractions</small>	

## Sealants Placed

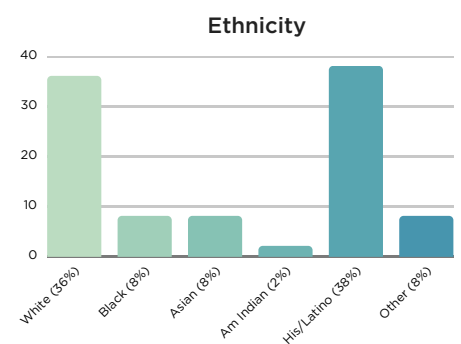
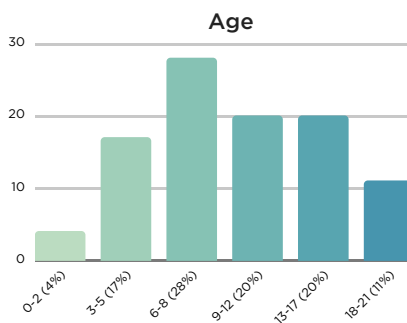


Dental sealants are thin coatings applied to molar (back) teeth to prevent cavities. Generally for kids age 6-13, sealants reduce the risk of tooth decay by up to 80% for several years.

## Benefits/Coverage





## Patient Demographics\*



## Household Income/Size\*

24% with income less than \$10,000 with an average of 1.8 children  
 8% with income between \$10,000-\$20,000 with an average of 2.0 children  
 29% with income between \$20,000-\$30,000 with an average of 2.2 children  
 39% with income more than \$30,000 with an average of 3.8 children

## Gender

 41% male  
 59% female

All data with \* was reported by parent/guardian on the Patient Information form.