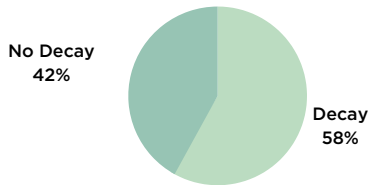


Mobile Program Truck Visit Summary

Location: Brookings - Elkton
 Date: July 24-28, 2023

Kids Served: 31
 Value of Dental Care: \$26,944

Percentage Of Kids With Tooth Decay



93 teeth with decay.

The Kids' Oral Health*

- 4** missed school because of dental pain in the last year.
 - 4** indicated tooth ache.
 - 3** visited an ER/Hospital because of dental pain in the last year.
 - 7** had never seen a dentist before.
- 77%** drink sweetened beverages daily.
 - 0%** use tobacco.
 - 87%** brush daily.

Care Provided

Each child was provided a toothbrush, toothpaste, floss and a lesson on how to use them and better care for their teeth at home.

Diagnostic Procedures:

79 | **\$3,624**

Exams, X-Rays

Preventive Procedures:

228 | **\$12,506**

Cleaning, Sealants, Fluoride Varnish

Restorative Procedures:

63 | **\$10,814**

Cavity Fillings, Crowns, Extractions

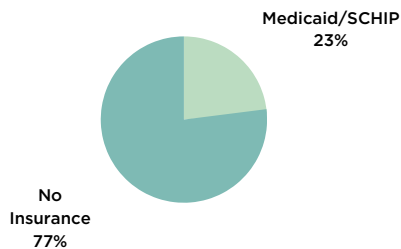
Sealants Placed



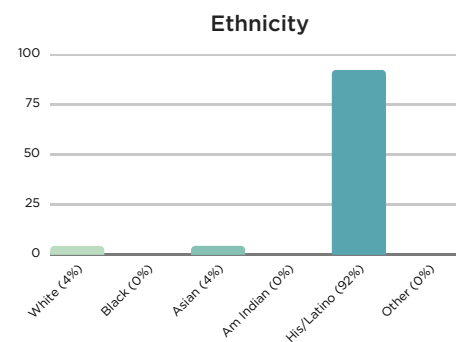
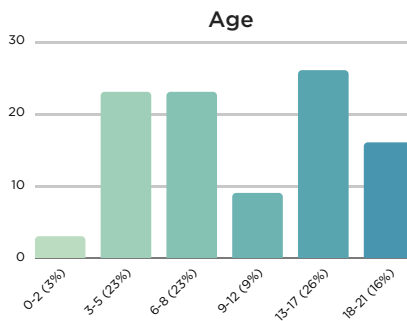
151

Dental sealants are thin coatings applied to molar (back) teeth to prevent cavities. Generally for kids age 6-13, sealants reduce the risk of tooth decay by up to 80% for several years.

Benefits/Coverage



Patient Demographics*



Household Income/Size*

21% with income less than \$10,000 with an average of 2.0 children
 8% with income between \$10,000-\$20,000 with an average of 2.0 children
 46% with income between \$20,000-\$30,000 with an average of 3.4 children
 25% with income more than \$30,000 with an average of 3.2 children

Gender



42% male



58% female

All data with * was reported by parent/guardian on the Patient Information form.