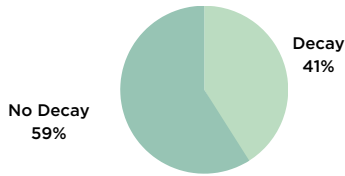


Mobile Program Truck Visit Summary

📍 Location: Brookings
 📅 Date: May 1-5, 2023

👤 Kids Served: 37
 💰 Value of Dental Care: \$17,172

Percentage Of Kids With Tooth Decay



75 teeth with decay.

The Kids' Oral Health*

- 1 missed school because of dental pain in the last year. 49% drink sweetened beverages daily.
- 4 indicated tooth ache. 0% use tobacco.
- 1 visited an ER/Hospital because of dental pain in the last year. 78% brush daily.
- 4 had never seen a dentist before.

Care Provided

Each child was provided a toothbrush, toothpaste, floss and a lesson on how to use them and better care for their teeth at home.

Diagnostic Procedures:

85 | \$4,131

Exams, X-Rays

Preventive Procedures:

37 | \$1,525

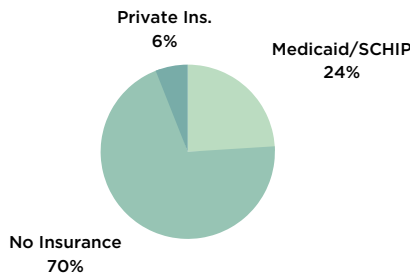
Cleaning, Sealants, Fluoride Varnish

Restorative Procedures:

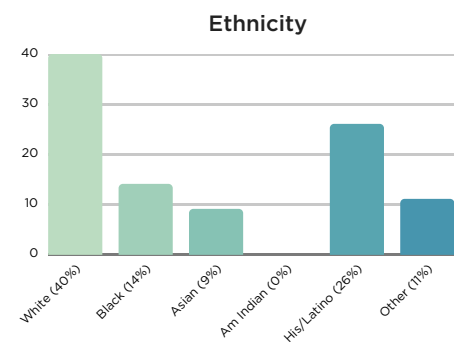
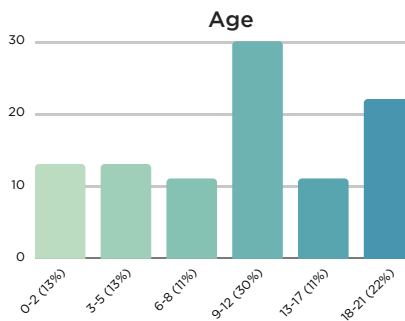
60 | \$11,516

Cavity Fillings, Crowns, Extractions

Benefits/Coverage



Patient Demographics*



Household Income/Size*

38% with income less than \$10,000 with an average of 2.2 children
 9% with income between \$10,000-\$20,000 with an average of 2.0 children
 31% with income between \$20,000-\$30,000 with an average of 2.4 children
 22% with income more than \$30,000 with an average of 3.6 children

Gender

👤 **38% male**
 👧 **62% female**

All data with * was reported by parent/guardian on the Patient Information form.