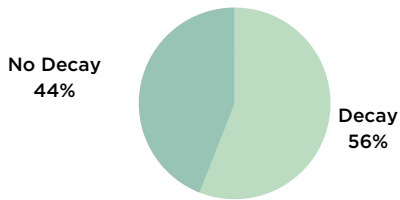


Mobile Program Truck Visit Summary

Location: Brookings
 Date: 2022

Kids Served: 193
 Value of Dental Care: \$199,079

Percentage Of Kids With Tooth Decay



108 teeth with decay.

The Kids' Oral Health*

- 10** missed school because of dental pain in the last year.
- 21** indicated tooth ache.
- 5** visited an ER/Hospital because of dental pain in the last year.
- 34** had never seen a dentist before.
- 58%** drink sweetened beverages daily.
- 1%** use tobacco.
- 82%** brush daily.

Care Provided

Each child was provided a toothbrush, toothpaste, floss and a lesson on how to use them and better care for their teeth at home.

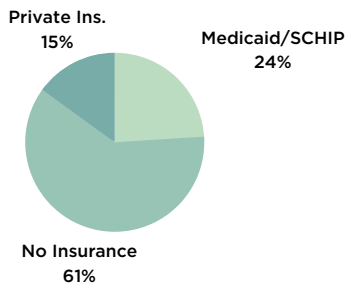
Diagnostic Procedures: 524 \$23,250 <small>Exams, X-Rays</small>	Preventive Procedures: 1,357 \$69,361 <small>Cleaning, Sealants, Fluoride Varnish</small>
Restorative Procedures: 597 \$106,468 <small>Cavity Fillings, Crowns, Extractions</small>	

Sealants Placed

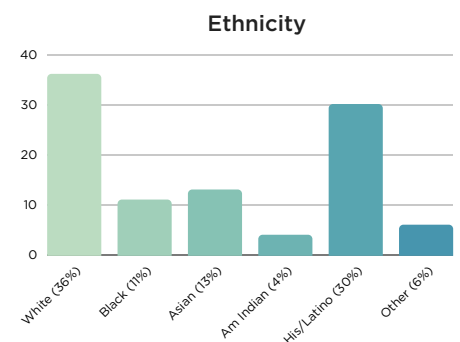
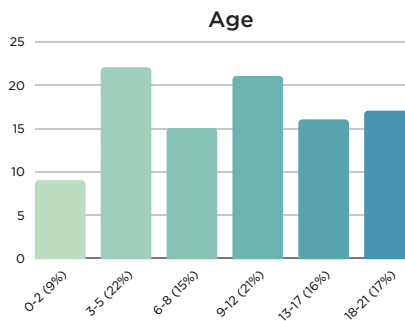


Dental sealants are thin coatings applied to molar (back) teeth to prevent cavities. Generally for kids age 6-13, sealants reduce the risk of tooth decay by up to 80% for several years.

Benefits/Coverage



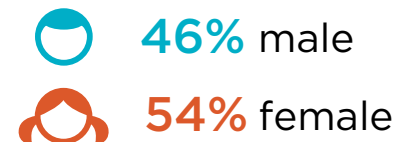
Patient Demographics*



Household Income/Size*

35% with income less than \$10,000 with an average of 2.3 children
 15% with income between \$10,000-\$20,000 with an average of 2.1 children
 15% with income between \$20,000-\$30,000 with an average of 2.5 children
 35% with income more than \$30,000 with an average of 3.5 children

Gender



All data with * was reported by parent/guardian on the Patient Information form.