

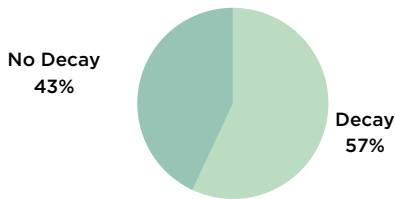


Mobile Program Truck Visit Summary

 Location: Brookings
 Date: 2021

 Kids Served: 172
 Value of Dental Care: \$146,721

Percentage Of Kids With Tooth Decay



98 teeth with decay.

The Kids' Oral Health*

- 7 missed school because of dental pain in the last year.
- 12 indicated tooth ache.
- 4 visited an ER/Hospital because of dental pain in the last year.
- 52 had never seen a dentist before.
- 51% drink sweetened beverages daily.
- 1% use tobacco.
- 76% brush daily.

Care Provided

Each child was provided a toothbrush, toothpaste, floss and a lesson on how to use them and better care for their teeth at home.

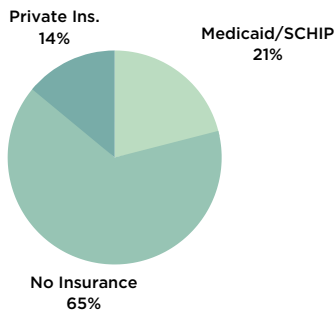
Diagnostic Procedures: 470 \$19,829 <small>Exams, X-Rays</small>	Preventive Procedures: 1,195 \$57,175 <small>Cleaning, Sealants, Fluoride Varnish</small>
Restorative Procedures: 455 \$69,717 <small>Cavity Fillings, Crowns, Extractions</small>	

Sealants Placed

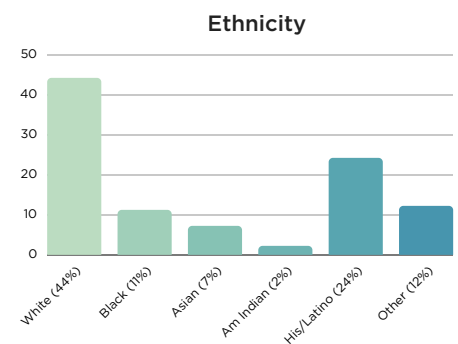
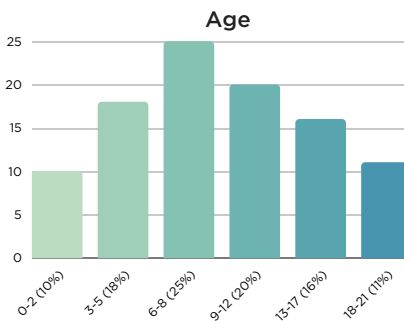


Dental sealants are thin coatings applied to molar (back) teeth to prevent cavities. Generally for kids age 6-13, sealants reduce the risk of tooth decay by up to 80% for several years.

Benefits/Coverage



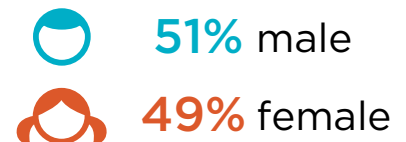
Patient Demographics*



Household Income/Size*

27% with income less than \$10,000 with an average of 2.7 children
 18% with income between \$10,000-\$20,000 with an average of 2.8 children
 17% with income between \$20,000-\$30,000 with an average of 2.5 children
 38% with income more than \$30,000 with an average of 3.8 children

Gender



All data with * was reported by parent/guardian on the Patient Information form.