



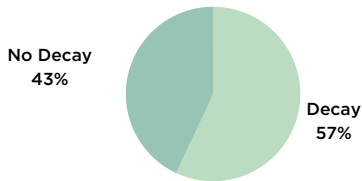


# Mobile Program Truck Visit Summary

 Location: Brookings  
 Date: October 17-21, 2022

 Kids Served: 35  
 Value of Dental Care: \$37,087

## Percentage Of Kids With Tooth Decay



**103** teeth with decay.

## The Kids' Oral Health\*

- 2** missed school because of dental pain in the last year.
  - 3** indicated tooth ache.
  - 1** visited an ER/Hospital because of dental pain in the last year.
  - 6** had never seen a dentist before.
- 43%** drink sweetened beverages daily.
  - 3%** use tobacco.
  - 89%** brush daily.

## Care Provided

Each child was provided a toothbrush, toothpaste, floss and a lesson on how to use them and better care for their teeth at home.

Diagnostic Procedures:

**83** | **\$3,993**

Exams, X-Rays

Preventive Procedures:

**315** | **\$15,809**

Cleaning, Sealants, Fluoride Varnish

Restorative Procedures:

**106** | **\$17,285**

Cavity Fillings, Crowns, Extractions

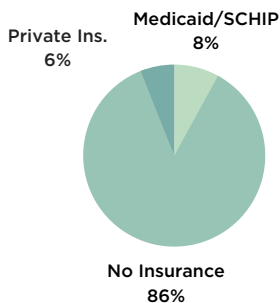
## Sealants Placed



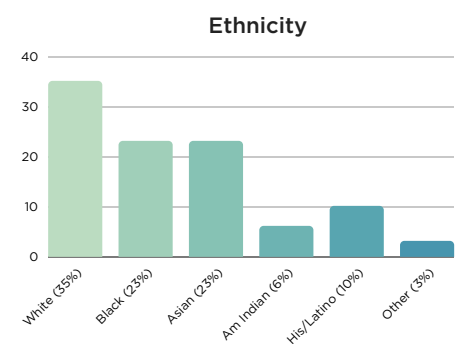
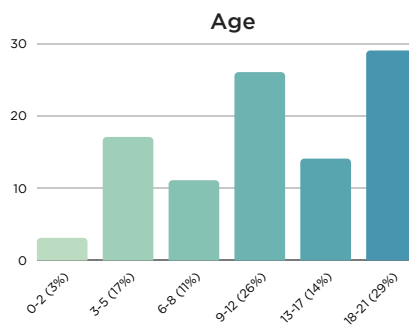
**213**

Dental sealants are thin coatings applied to molar (back) teeth to prevent cavities. Generally for kids age 6-13, sealants reduce the risk of tooth decay by up to 80% for several years.

## Benefits/Coverage




## Patient Demographics\*



## Household Income/Size\*

41% with income less than \$10,000 with an average of 1.7 children  
 21% with income between \$10,000-\$20,000 with an average of 1.0 children  
 7% with income between \$20,000-\$30,000 with an average of 2.0 children  
 31% with income more than \$30,000 with an average of 3.9 children

## Gender

 **40%** male  
 **60%** female

All data with \* was reported by parent/guardian on the Patient Information form.