

Mobile Program Truck Visit Summary

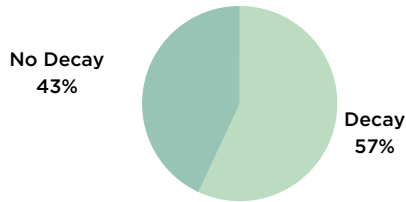
 Location: Brookings

 Kids Served: 72

 Date: 2020

 Value of Dental Care: \$54,651

Percentage Of Kids With Tooth Decay



159 teeth with decay.

The Kids' Oral Health*

- 1 missed school because of dental pain in the last year.
- 5 indicated tooth ache.
- 0 visited an ER/Hospital because of dental pain in the last year.
- 14 had never seen a dentist before.
- 49% drink sweetened beverages daily.
- 4% use tobacco.
- 93% brush daily.

Care Provided

Each child was provided a toothbrush, toothpaste, floss and a lesson on how to use them and better care for their teeth at home.

Diagnostic Procedures:

196 | \$8,399

Exams, X-Rays

Preventive Procedures:

595 | \$26,466

Cleaning, Sealants, Fluoride Varnish

Restorative Procedures:

168 | \$19,786

Cavity Fillings, Crowns, Extractions

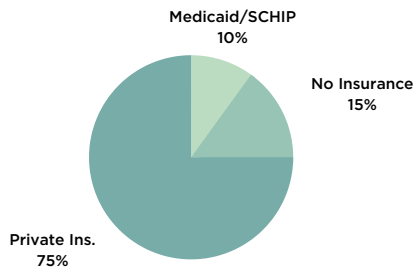
Sealants Placed



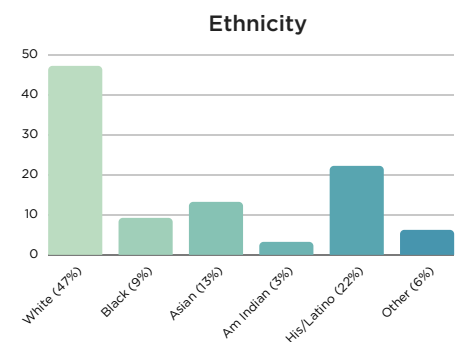
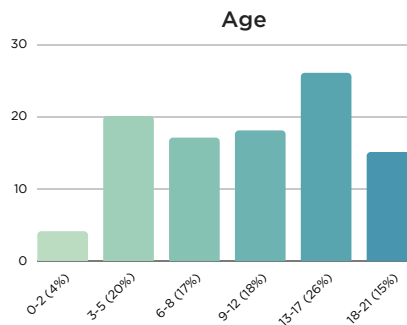
379

Dental sealants are thin coatings applied to molar (back) teeth to prevent cavities. Generally for kids age 6-13, sealants reduce the risk of tooth decay by up to 80% for several years.

Benefits/Coverage



Patient Demographics*



Household Income/Size*

- 23% with income less than \$10,000 with an average of 1.5 children
- 20% with income between \$10,000-\$20,000 with an average of 1.7 children
- 21% with income between \$20,000-\$30,000 with an average of 2.9 children
- 36% with income more than \$30,000 with an average of 3.1 children

Gender



39% male



61% female

All data with * was reported by parent/guardian on the Patient Information form.