

# Mobile Program Visit Summary

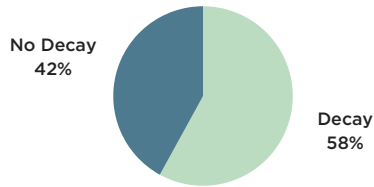
 Location: Brookings

 Kids Served: 160

 Date: 2019

 Value of Dental Care: \$121,991

## Percentage Of Kids With Tooth Decay



**438** teeth with decay.

## The Kids' Oral Health\*

- 13** missed school because of dental pain in the last year.
- 8** indicated tooth ache.
- 1** visited an ER/Hospital because of dental pain in the last year.
- 28** had never seen a dentist before.
- 48%** drink sweetened beverages daily.
- 0%** use tobacco.
- 82%** brush daily.

## Care Provided

Each child was provided a toothbrush, toothpaste, floss and a lesson on how to use them and better care for their teeth at home.

Diagnostic Procedures:

**363** | **\$14,908**

Exams, X-Rays

Preventive Procedures:

**692** | **\$32,052**

Cleaning, Sealants, Fluoride Varnish

Restorative Procedures:

**480** | **\$75,031**

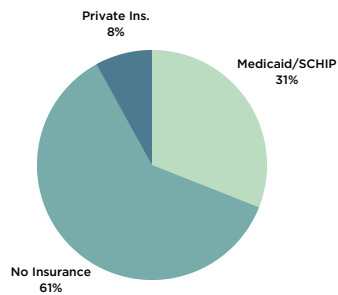
Cavity Fillings, Crowns, Extractions

## Sealants Placed



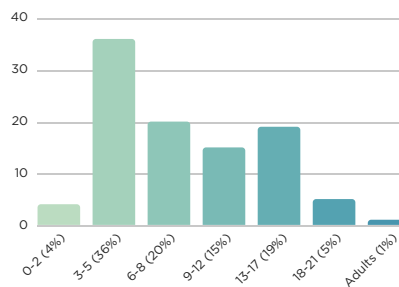
Dental sealants are thin coatings applied to molar (back) teeth to prevent cavities. Generally for kids age 6-13, sealants reduce the risk of tooth decay by up to 80% for several years.

## Benefits/Coverage

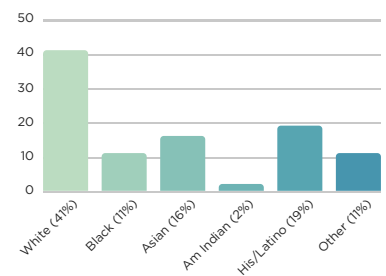


## Patient Demographics\*

### Age



### Ethnicity



## Household Income/Size\*

- 19% with income less than \$10,000 with an average of 2.4 children
- 22% with income between \$10,000-\$20,000 with an average of 2.1 children
- 32% with income between \$20,000-\$30,000 with an average of 2.7 children
- 27% with income more than \$30,000 with an average of 3.2 children

## Gender

-  **50%** male
-  **50%** female

All data with \* was reported by parent/guardian on the Patient Information form.