

# Mobile Program Visit Summary

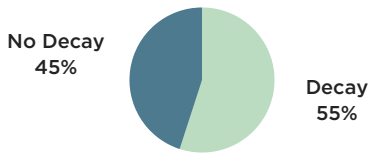
 Location: Brookings

 Kids Served: 195

 Date: 2018

 Value of Dental Care: \$139,523

## Percentage Of Kids With Tooth Decay



**613** teeth with decay.

## The Kids' Oral Health\*

- 5** missed school because of dental pain in the last year.
- 51%** drink sweetened beverages daily.
- 20** indicated tooth ache.
- 1%** use tobacco.
- 1** visited an ER/Hospital because of dental pain in the last year.
- 79%** brush daily.
- 44** had never seen a dentist before.

## Care Provided

Each child was provided a toothbrush, toothpaste, floss and a lesson on how to use them and better care for their teeth at home.

Diagnostic Procedures:

**372** | **\$17,561**

Exams, X-Rays

Preventive Procedures:

**596** | **\$25,966**

Cleaning, Sealants, Fluoride Varnish

Restorative Procedures:

**604** | **\$95,996**

Cavity Fillings, Crowns, Extractions

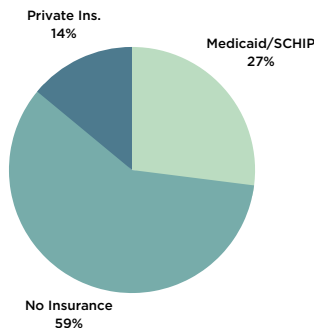
## Sealants Placed



**208**

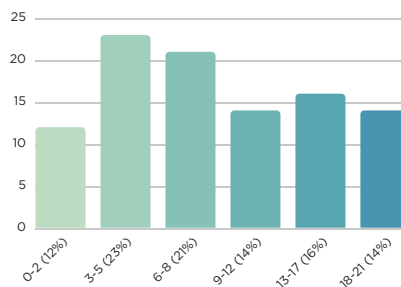
Dental sealants are thin coatings applied to molar (back) teeth to prevent cavities. Generally for kids age 6-13, sealants reduce the risk of tooth decay by up to 80% for several years.

## Benefits/Coverage

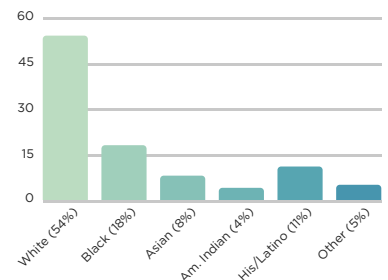


## Patient Demographics\*

### Age



### Ethnicity



## Household Income/Size\*

- 22% with income less than \$10,000 with an average of 2.5 children
- 15% with income between \$10,000-\$20,000 with an average of 2.5 children
- 15% with income between \$20,000-\$30,000 with an average of 2.7 children
- 48% with income more than \$30,000 with an average of 3.6 children

## Gender



**53%** male



**47%** female

All data with \* was reported by parent/guardian on the Patient Information form.