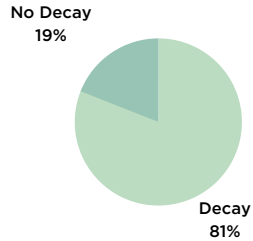


# Mobile Program Truck Visit Summary

Location: Brookings - Elkton  
 Date: July 25-29, 2022

Kids Served: 27  
 Value of Dental Care: \$59,261

## Percentage Of Kids With Tooth Decay



207 teeth with decay.

## The Kids' Oral Health\*

- 1 missed school because of dental pain in the last year. **93%** drink sweetened beverages daily.
- 2 indicated tooth ache. **0%** use tobacco.
- 1 visited an ER/Hospital because of dental pain in the last year. **96%** brush daily.
- 3 had never seen a dentist before.

## Care Provided

Each child was provided a toothbrush, toothpaste, floss and a lesson on how to use them and better care for their teeth at home.

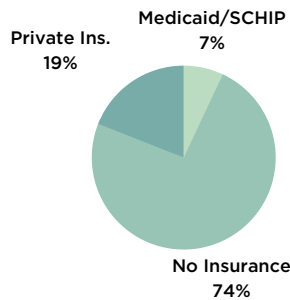
Diagnostic Procedures: <b>90   \$3,959</b> <small>Exams, X-Rays</small>	Preventive Procedures: <b>231   \$12,305</b> <small>Cleaning, Sealants, Fluoride Varnish</small>
Restorative Procedures: <b>232   \$42,997</b> <small>Cavity Fillings, Crowns, Extractions</small>	

## Sealants Placed

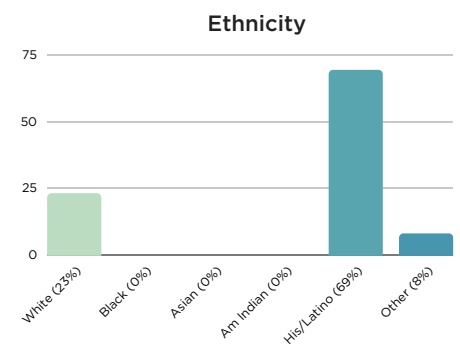
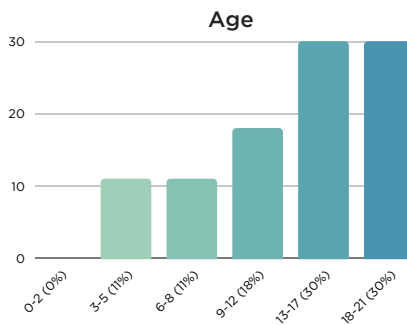


Dental sealants are thin coatings applied to molar (back) teeth to prevent cavities. Generally for kids age 6-13, sealants reduce the risk of tooth decay by up to 80% for several years.

## Benefits/Coverage



## Patient Demographics\*



## Household Income/Size\*

30% with income less than \$10,000 with an average of 2.3 children  
 30% with income between \$10,000-\$20,000 with an average of 3.2 children  
 10% with income between \$20,000-\$30,000 with an average of 2.0 children  
 30% with income more than \$30,000 with an average of 1.7 children

## Gender

**52%** male  
**48%** female

All data with \* was reported by parent/guardian on the Patient Information form.