

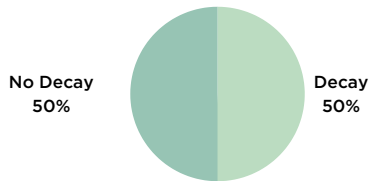


Mobile Program Truck Visit Summary

 Location: Brookings
 Date: May 16-27, 2022

 Kids Served: 100
 Value of Dental Care: \$76,244

Percentage Of Kids With Tooth Decay



207 teeth with decay.

The Kids' Oral Health*

- 5 missed school because of dental pain in the last year.
- 11 indicated tooth ache.
- 2 visited an ER/Hospital because of dental pain in the last year.
- 17 had never seen a dentist before.
- 50% drink sweetened beverages daily.
- 0% use tobacco.
- 79% brush daily.

Care Provided

Each child was provided a toothbrush, toothpaste, floss and a lesson on how to use them and better care for their teeth at home.

Diagnostic Procedures: 252 \$11,383 <small>Exams, X-Rays</small>	Preventive Procedures: 644 \$32,762 <small>Cleaning, Sealants, Fluoride Varnish</small>
Restorative Procedures: 184 \$32,099 <small>Cavity Fillings, Crowns, Extractions</small>	

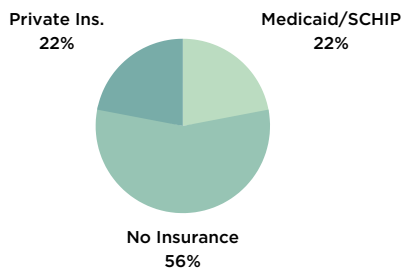
Sealants Placed



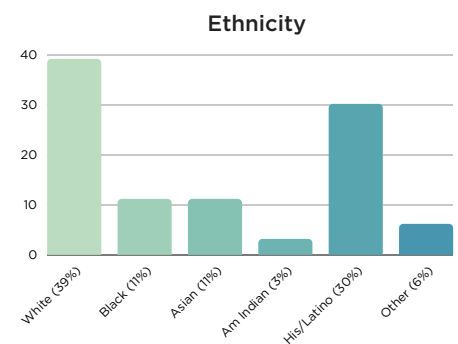
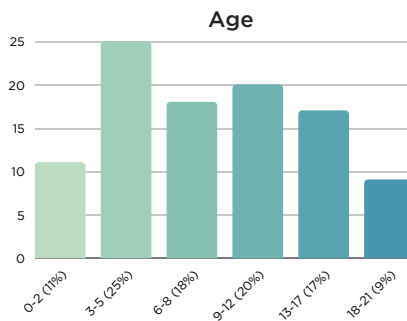
416

Dental sealants are thin coatings applied to molar (back) teeth to prevent cavities. Generally for kids age 6-13, sealants reduce the risk of tooth decay by up to 80% for several years.

Benefits/Coverage





Patient Demographics*



Household Income/Size*

32% with income less than \$10,000 with an average of 2.6 children
 8% with income between \$10,000-\$20,000 with an average of 2.7 children
 15% with income between \$20,000-\$30,000 with an average of 2.6 children
 45% with income more than \$30,000 with an average of 3.9 children

Gender

 **45% male**
 **55% female**

All data with * was reported by parent/guardian on the Patient Information form.