

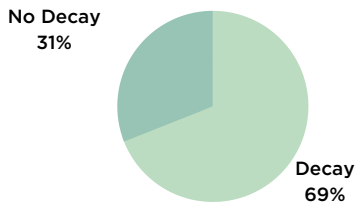


# Mobile Program Truck Visit Summary

 Location: Brookings  
 Date: October 18-22, 2021

 Kids Served: 42  
 Value of Dental Care: \$47,025

## Percentage Of Kids With Tooth Decay



196 teeth with decay.

## The Kids' Oral Health\*

- 4 missed school because of dental pain in the last year.
- 8 indicated tooth ache.
- 3 visited an ER/Hospital because of dental pain in the last year.
- 17 had never seen a dentist before.
- 60% drink sweetened beverages daily.
- 0% use tobacco.
- 79% brush daily.

## Care Provided

Each child was provided a toothbrush, toothpaste, floss and a lesson on how to use them and better care for their teeth at home.

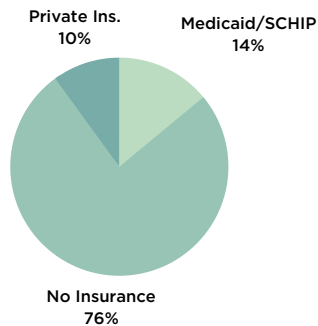
Diagnostic Procedures: <b>119   \$5,128</b> <small>Exams, X-Rays</small>	Preventive Procedures: <b>303   \$15,013</b> <small>Cleaning, Sealants, Fluoride Varnish</small>
Restorative Procedures: <b>181   \$26,884</b> <small>Cavity Fillings, Crowns, Extractions</small>	

## Sealants Placed

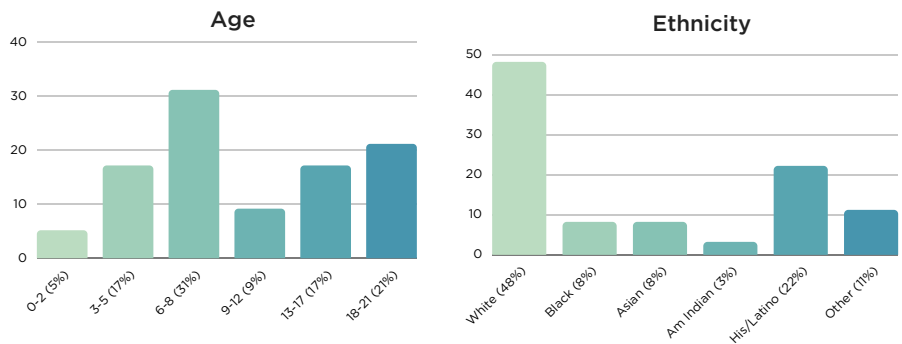


Dental sealants are thin coatings applied to molar (back) teeth to prevent cavities. Generally for kids age 6-13, sealants reduce the risk of tooth decay by up to 80% for several years.

## Benefits/Coverage





## Patient Demographics\*



## Household Income/Size\*

31% with income less than \$10,000 with an average of 2.3 children  
 13% with income between \$10,000-\$20,000 with an average of 1.5 children  
 22% with income between \$20,000-\$30,000 with an average of 2.0 children  
 34% with income more than \$30,000 with an average of 3.0 children

## Gender

 55% male  
 45% female

All data with \* was reported by parent/guardian on the Patient Information form.