

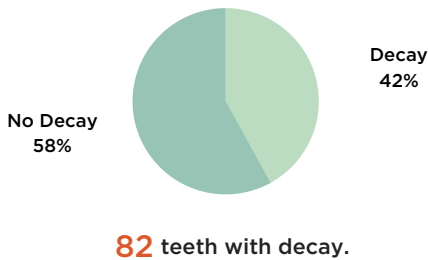


# Mobile Program Truck Visit Summary

 Location: Brookings  
 Date: August 23-27, 2021

 Kids Served: 33  
 Value of Dental Care: \$28,772

## Percentage Of Kids With Tooth Decay



## The Kids' Oral Health\*

- 0 missed school because of dental pain in the last year.
- 0 indicated tooth ache.
- 0 visited an ER/Hospital because of dental pain in the last year.
- 15 had never seen a dentist before.
- 58% drink sweetened beverages daily.
- 0% use tobacco.
- 73% brush daily.

## Care Provided

Each child was provided a toothbrush, toothpaste, floss and a lesson on how to use them and better care for their teeth at home.

Diagnostic Procedures: **83 | \$3,860**  
Exams, X-Rays

Preventive Procedures: **223 | \$11,222**  
Cleaning, Sealants, Fluoride Varnish

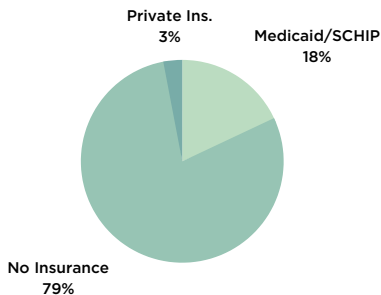
Restorative Procedures: **81 | \$13,690**  
Cavity Fillings, Crowns, Extractions

## Sealants Placed

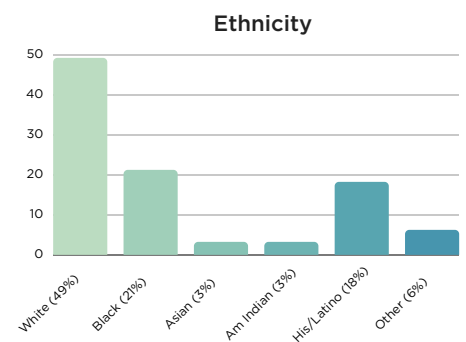
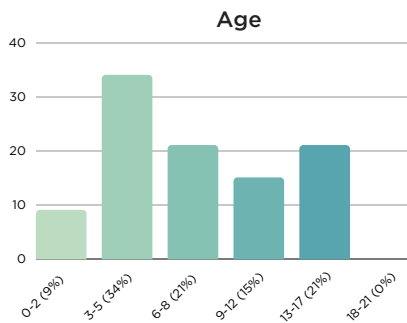


Dental sealants are thin coatings applied to molar (back) teeth to prevent cavities. Generally for kids age 6-13, sealants reduce the risk of tooth decay by up to 80% for several years.

## Benefits/Coverage



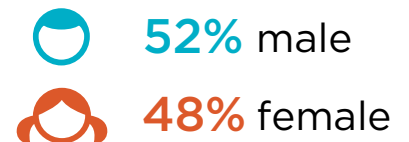
## Patient Demographics\*



## Household Income/Size\*

32% with income less than \$10,000 with an average of 2.9 children  
 14% with income between \$10,000-\$20,000 with an average of 3.0 children  
 14% with income between \$20,000-\$30,000 with an average of 2.3 children  
 40% with income more than \$30,000 with an average of 2.9 children

## Gender



All data with \* was reported by parent/guardian on the Patient Information form.