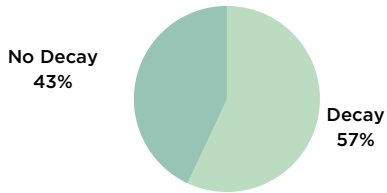


Mobile Program Truck Visit Summary

Location: Brookings
 Date: May 17-28, 2021

Kids Served: 97
 Value of Dental Care: \$70,924

Percentage Of Kids With Tooth Decay



197 teeth with decay.

The Kids' Oral Health*

- 3** missed school because of dental pain in the last year.
- 44%** drink sweetened beverages daily.
- 4** indicated tooth ache.
- 1%** use tobacco.
- 1** visited an ER/Hospital because of dental pain in the last year.
- 75%** brush daily.
- 20** had never seen a dentist before.

Care Provided

Each child was provided a toothbrush, toothpaste, floss and a lesson on how to use them and better care for their teeth at home.

| | |
|--|---|
| Diagnostic Procedures: 268 \$10,841 <small>Exams, X-Rays</small> | Preventive Procedures: 669 \$30,940 <small>Cleaning, Sealants, Fluoride Varnish</small> |
| Restorative Procedures: 193 \$29,143 <small>Cavity Fillings, Crowns, Extractions</small> | |

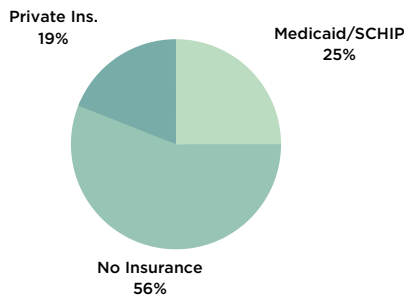
Sealants Placed



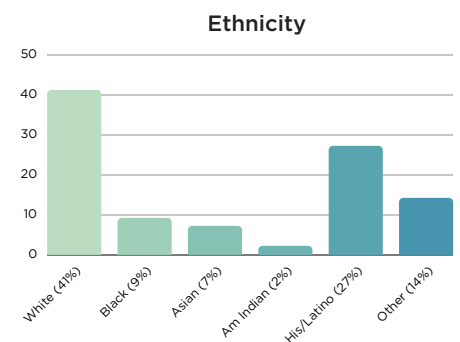
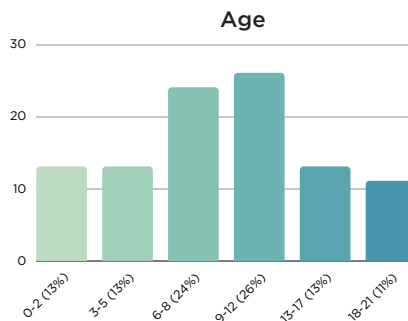
417

Dental sealants are thin coatings applied to molar (back) teeth to prevent cavities. Generally for kids age 6-13, sealants reduce the risk of tooth decay by up to 80% for several years.

Benefits/Coverage



Patient Demographics*



Household Income/Size*

25% with income less than \$10,000 with an average of 2.8 children
 21% with income between \$10,000-\$20,000 with an average of 3.1 children
 15% with income between \$20,000-\$30,000 with an average of 2.7 children
 39% with income more than \$30,000 with an average of 4.2 children

Gender

48% male
52% female

All data with * was reported by parent/guardian on the Patient Information form.